

Thank you for taking the time to upload a video cover letter! To upload your video, we recommend using either YouTube or Vimeo.

Taking the Video

Your video cover letter should be 2 minutes or less in length. This is your opportunity to tell us anything about yourself that is not covered in your resume. To make your video cover letter, you can use a computer and webcam or a mobile device. Either way, we ask that you record the video in landscape mode (horizontal).

Windows – If your computer is running Windows 8 or Windows 10, you should be able to use the built-in camera app to make your video.

Mac – If your computer is running a version of MacOS, you can use the Photo Booth app to create your video.

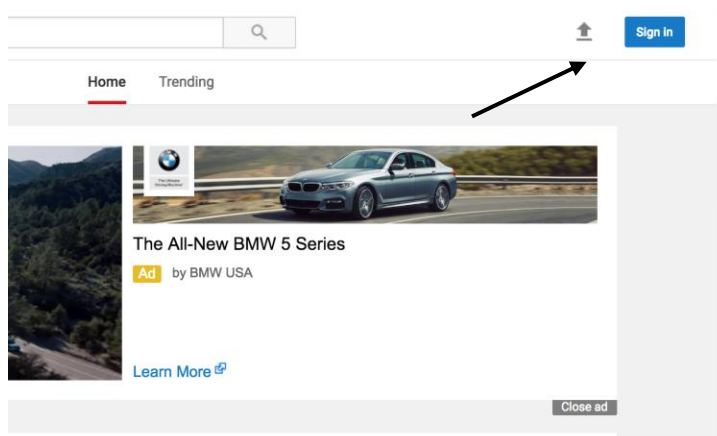
Mobile – All Android and iOS devices have the capability to record video with the built-in camera app. Switch from picture to video mode on your phone or tablet and you'll be ready to make your video!

Once you have your video recorded, you will need to upload it to a video sharing site like YouTube or Vimeo. On either site, you must create an account if you don't already have one. If you have a Google account, you already have a YouTube account!

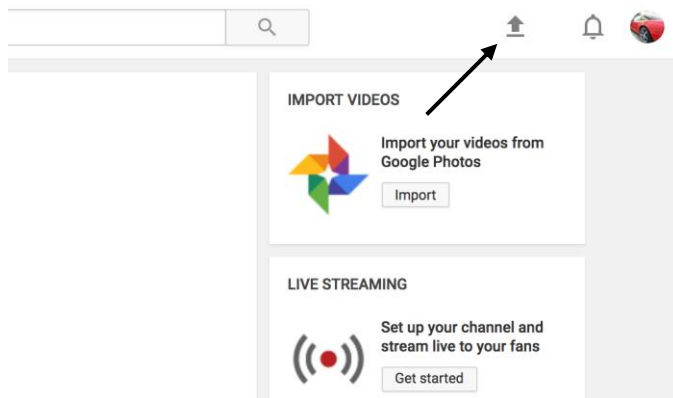
YouTube

Windows/Mac

- 1) Use your web browser to navigate to youtube.com
- 2) Click "Sign In" located in the upper right hand corner of the site



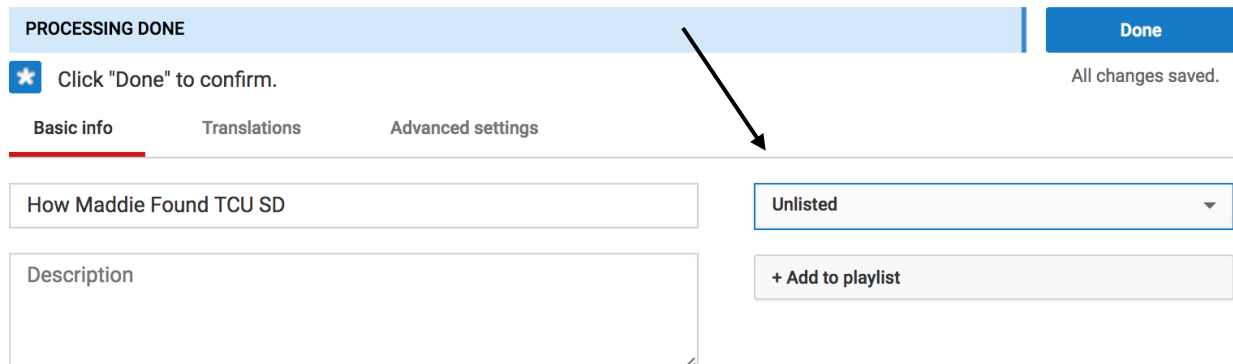
3) Click the upload arrow, also located in the upper right hand corner



4) If you have never uploaded a video before, you will be asked to start a channel. Agree to the terms and start a new channel

5) Click "Select Files to Upload"

6) Set the permission to "unlisted" unless you want to share your video cover letter with the world!



7) Locate your video URL and copy and paste it to the appropriate place on the ESM job application.



Upload status:

Upload complete!

Your video will be live at:

<https://youtu.be/yrcoAaXnxII0>

Video / Audio quality:



You uploaded a wide-screen (16:9) video. If your original was 720p or greater (i.e. 1080, 720, ...)

PROCESSING DONE



Click "Done" to confirm.

Basic info

Translations

Advanced settings

How Maddie Found TCU SD

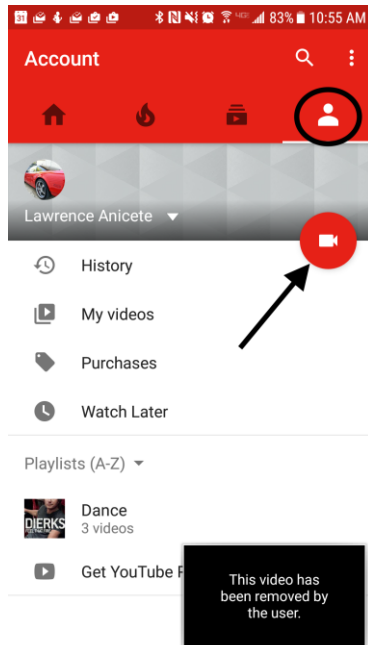
Description

Tags (e.g., albert einstein, flying pig, mashup)

8) Click "Done" and you're all set!

Mobile

- 1) Open the YouTube App
- 2) Tap the Account Tab
- 3) Tap the video icon



- 4) Select your video cover letter
- 5) Title the video “[Name] Video Cover Letter”
- 6) Make sure the privacy for the video is set to “Unlisted”
- 7) Share the video by tapping the arrow in the upper right hand corner
- 8) Tap the 3 dots to the right of the video
- 9) Tap “Share”
- 10) Select your messaging app and send a message to yourself
- 11) You should now have the link for your video. Copy and paste the url to the appropriate place on the ESM job application.